



CLASS LIST SUMMER 2024



Kintsugi Style Quilts with Anita Birtles

Tuesday 27th August

10.30am to 4.30pm

32 Bridge Road, East Molesey, Surrey, KT8 9HA, Tel: 020 8941 7075

Web site: creativequilting.co.uk

Email: info@creativequilting.co.uk

Class List for Creative Quilting Spring 2024

Categories:

- All = anyone, no knowledge or experience needed
- Intermediate = someone with some knowledge, for patchwork this includes rotary cutting skills, ¼" seam allowance mastered and able to use a sewing machine.
- Advanced = someone with good patchwork skills

Reminder: - The class fee is due at the time of booking – It will be assumed that our terms and conditions below have been read and agreed when students book on our classes. A list of requirements for each class is available on the website approx. 2 weeks before the class, please check what you need to bring with you.

Patchwork/Needlework does require time and patience so it is unlikely you will always finish the project during the class, although you will be given all the necessary instructions to complete it at home (Open Format and Follow-on classes are also available to continue your project).

////////////////////////////////////
We have 6 Janome machines (M100 QDC) for students to hire during
classes, which are ideal if your machine is too heavy to carry upstairs.
The rental fee is only £5.00 per machine (for ½ or full day).
The machines are available on a first come, first serve basis.
////////////////////////////////////

Terms and Conditions

In addition to the T&Cs below please be aware that we may need to make changes to venues or cancel classes at short notice (e.g. if a tutor is ill). Where possible we will give you as much notice as possible.

If you would like to book a place on a class...

- 1) Either ring the shop or return the enclosed booking form with full payment.
- 2) We cannot guarantee your space unless you pay for your place – **bookings received without payment will be put on a waiting list and only transferred to the actual list once paid for.**
- 3) Should you wish to cancel - providing you give us **7 days notice** before the class, we will issue a CREDIT NOTE. It can be used against goods or classes and there is no time limit on it. However, **if you do not give us 7 days notice we will NOT BE ABLE to issue a credit note** as we would have confirmed the tutor and committed to pay their fee. We will be happy for you to find someone to take your place, but we cannot take responsibility to find someone for you.
- 4) Should WE cancel a class, a full refund (via original payment method) or class credit (if you prefer) will be given.

We will assume T&Cs have been read and agreed when you book on a class.

Blackwork Flower with Wendy Mansfield – Level All

Tuesday 16th April 10.30am to 4.30pm £47

An introduction to Blackwork embroidery. Using a counted thread technique with a variety of geometric stitched patterns using one colour thread. Suitable for beginners, this design is created using blackwork stitches and goldwork metal threads on an open weave fabric. A kit will be supplied on the day (cost £10 payable direct to the tutor) which will have everything you need to complete the project. You may wish to bring a magnifier if you have one.

You will be working with a free-standing embroidery hoop which will be provided on the day so you will need to bring an 8" OR 10" embroidery hoop with you to transfer your project into at the end of the day.



Oxeye Daisies Machine Embroidery with Vicky O'Leary – Level All

Tuesday 23rd April 10.30am to 2.30pm £31.50



Learn how to create a lovely textured piece using green fabrics and organza, complete with two oxeye daisies all machine sewn. Learn how to couch threads for the stems and add a colourful centre to the flowers. You can create this piece using free machine embroidery with an embroidery foot and lowering the feed dog or with normal machine stitching. The finished piece is 20x30cm. This can be used as a centre for a cushion/quilt or as a framed piece. There is a cost of £3 for a kit of green, white and yellow fabrics plus organza and a background green fabric, please see the list of other items that you need to bring on the day (online).

Bargello for Beginners with Emma Randall – Level All

Friday 10th May 10.30am to 4.30pm £50

Saturday 22nd June 10.30am to 4.30pm £50

Bargello magic – no tiny pieces to sew! Come and learn the secret of beautiful bargello and choose one of three easy designs to get you started. Ideal for Jelly Rolls or using up your scraps as you will be using 2½" strips. If you are confident to cut 2½" strips and piece them in a pleasing order, then you can sew your stripsets before the class otherwise just bring them all along on the day and get started on your Bargello journey.



Dressmaking with Cathy Bonner - Level Intermediate

Tuesday 9th April 10.30am to 4.30pm £50

Wednesday 15th May 10.30am to 4.30pm £50

Tuesday 23rd July 10.30am to 4.30pm £50

Come and join Cathy who can guide you through dressmaking patterns. Cathy loves the patterns from Merchant and Mills and they are great for beginners. You will need to purchase any pattern you want to use before the class. We recommend the Merchant & Mills website (merchantandmills.com) and love the Hattie and Factory dresses. If you are new to dressmaking you will probably need two sessions.



Get to Know your Sewing Machine with Cathy Bonner – Level All

Tuesday 14th May 10.30am to 4.30pm £50

Thursday 25th July 10.30am to 4.00pm (earlier finish time) £46

This is an ideal opportunity to get to know your sewing machine, its functions, accessories and capabilities. Understanding your sewing machine will enhance your sewing experience and build your confidence as you learn how to get the most from your sewing machine. You will also learn some simple piecing and rotary cutting plus lots of tips from Cathy!



Sunset Hoop Hand Embroidery with Vicky O’Leary – Level All

Friday 24th May 10.30am to 2.30pm £33.50



Learn how to create this colourful sunset hoop using textured threads and hand embroidery stitches. You will learn how to layer the textures and how to treat the background whilst enhancing the foreground and adding gold thread highlights to make it pop!
Please purchase a kit from the tutor (additional £5 on the day) for the textured items and 6” hoop and simply bring along 2 squares of white fabric to stitch it onto.

Free Motion Quilting with Anita Birtles – Level All

Saturday 25th May 10.30am to 4.30pm £50

Tuesday 2nd July 10.30am to 4.30pm £50

Ever wondered how to quilt your quilt. Will it highlight the patchwork, hide the matching points, enhance the fussy cutting or just get it finished? Free Motion Quilting, Walking foot Quilting, Ruler work or machine tying, learn the quilting method that works for your quilt.



Delphine Brooks Applique Patterns with Anita Birtles – Level All

Tuesday 4th June 10.30am to 4.30pm £50

Why not try some beautiful raw edge appliqué this term. Anita will guide you through the process to make some of Delphine Brooks patterns. Learn how to choose the colours to make the pattern stand out. Finishing with some free motion to highlight the wonderful appliqué.



Log Cabin with Emma Randall – Level All


Friday 7th June 10.30am to 4.30pm £50

If this has been on your list of 'to do' projects for ages why not book your space and come along? The Log Cabin is a classic patchwork block suitable for all levels of experience. Once you have made some blocks Emma can show you the many different layouts you can choose.



Goldwork Bugs with Wendy Mansfield – Level All

Tuesday 18th June 10.30am to 4.30pm £50



Come and sew this delightful goldwork beetle. Wendy has also been working on two more bugs that will be available on the day. You will be using a range of techniques including felt padding and couch metal threading onto fabric. You will need to buy a kit from the tutor on the day and there will be a selection of different colours to choose from. The kit will cost £15.

Oxeye Daisies Machine Embroidery with Vicky O'Leary – Level All

Friday 21st June 10.30am to 2.30pm £33.50

Learn how to create a lovely textured piece using green fabrics and organza, complete with two oxeye daisies all machine sewn. Learn how to couch threads for the stems and add a colourful centre to the flowers.

You can create this piece using free machine embroidery with an embroidery foot and lowering the feed dog or with normal machine stitching. The finished piece is 20x30cm. This can be used as a centre for a cushion/quilt or as a framed piece.

There is a cost of £3 for a kit of green, white and yellow fabrics plus organza and a background green fabric, please see the list of other items that you need to bring on the day (online).



Beginner Patchwork Quilt with Cathy Bonner – Level All

Tuesday 25th June 10.30am to 4.30pm £50

Thursday 22nd August 10.30am to 4.00pm (earlier finish time) £46



New to patchwork? Come along and learn the basics including rotary cutting, strip piecing and lots more. You can make your blocks into a quilt, table runner or cushion. You won't finish it on the day, but you will have the instructions to continue at home and you can book onto another class to carry on working on your project.

Bags, Bags, Bags! with Cathy Bonner – Level Intermediate

Thursday 27th June 10.30am to 4.00pm (earlier finish time) £46

You can choose from a number of different bags, from Emmaline through to tote. Learning how to put zips in and easy ways to do things, these pretty bags are fun to sew, can normally be finished in a day and make fantastic gifts, perfect for friends of all ages.



Iron Caddy with Anita Birtles – Level All

Friday 5th July 10.30am to 4.30pm £50



Make this handy iron caddy. Ideal for taking to workshop as it transports your iron safely whilst doubling up as an ironing mat. The quilting is simple and easy to complete. Finishing off with a beautiful binding technique you might even learn to do beautiful mitred corners.

By Annie's Bags with Anita Birtles – Level Intermediate

Saturday 13th July 10.30am to 4.30pm £50

Anita loves the By Annie bag patterns so we have brought together a class for her to share them with you. This is a great introduction to By Annie patterns and you will learn simple quilting, adding zips and binding along with possibly using mesh and vinyl in the bags.



Jacobean Blackwork in Colour with Wendy Mansfield – Level All

Tuesday 16th July 10.30am to 4.30pm £50

On the day, you will have a choice of Jacobean designs including this one. You will be shown different blackwork patterns and techniques to complete your piece, coloured and gold threads will be included to create a variety of colour in your work. You will need to buy a kit from the tutor on the day and there will be a selection of different designs to choose from. The kit will cost £10.



Seaside Machine Embroidery with Vicky O’Leary – Level All

Friday 19th July 10.30am to 3.30pm £41.50

Learn how to create this fun applique seaside picture, it has a lovely naive, hand drawn quality to it by using the black thread to pick out all the details. You will be able to add all or some of these elements from the example shown. The picture is perfect for using up your fabric scraps and would look great as a cushion cover or the front of a fabric tote bag. The finished piece is 32x32cm but you can increase the size of it if you want to sew it into a bag/cushion etc.



Beginner Patchwork and Quilting with Emma Randall – Level All

Saturday 27th July 10.30am to 4.30pm £50



New to patchwork and quilting? Come along and learn the basics including rotary cutting, strip piecing and lots more. You can make your blocks into a quilt, table runner or cushion. You won't finish it on the day, but you will have the instructions to continue at home and you can book onto another class to carry on working on your project.

Hexagon, Curvy and Wonky Log Cabins with Emma Randall – Level Intermediate

Tuesday 30th July 10.30am to 4.30pm £50

Have you made a Log Cabin Quilt and now want to expand to different shapes? Then come along to learn how to make Hexagon, Curvy or Wonky Log Cabin blocks. 24 Hexagon blocks makes this amazing quilt on the left but you can use just 6 blocks to make a table centrepiece.



Bargello Twists and Turns with Emma Randall – Level Intermediate

Friday 2nd August 10.30am to 4.30pm £50

If you've already mastered simple bargello then why not move on to twists and turns in your bargello quilts? Emma will have a selection of designs and will also show you how to draw your own charts to make your own unique designs. To get the most from this class you should already have an understanding of simple Bargello or have already made a simple Bargello quilt or cushion.



Homes not Houses with Anita Birtles – Level All

Saturday 3rd August 10.30am to 4.30pm £50

This quilt is quick to piece together as it uses large blocks to piece the landscape. Learn how to piece this lovely house block personalising each house to make it a home. You can then embellish each home to make it personal to you either in the quilting or by adding appliqué.



Cotton Reels and Sewing Machines with Anita Birtles – Level All

Tuesday 6th August 10.30am to 4.30pm £50



Make a sewing machine mat to help protect your table. These picture blocks are pieced using simple strips with the odd half square triangle. Ideal for those of you who can do a bit of piecing and want to make a modern funky block. You can also make a cover for your sewing machine or if you get the bug you can make a quilt.

Printed to Stitch Embroidery with Wendy Mansfield – Level All

Saturday 10th August 10.30am to 4.30pm £50

This workshop uses printed designs from carved Indian wooden blocks. The designs may vary, but each kit will include a fabric panel preprinted with three or four designs for you to embroider. Embroidery threads will be included along with assorted lace and buttons. You will need to buy the kit from the tutor on the day and there will be a selection of different designs to choose from. The kit will cost £10



Camden Bag with Daphne Morris – Level Intermediate

Wednesday 14th August 10.30am to 4.30pm

AND Wednesday 28th August 10.30am to 4.30pm £90



Do you ever read a pattern and wish you had someone who has already made it with you? If so, come and make this extremely practical Camden Bag with Daphne to guide you through the process. The class is split over 2 days to enable you to complete it as there will be some work to do between classes.

Trip Around the World with Cathy Bonner – Level Intermediate

Wednesday 21st August 10.30am to 16.30pm £50

A classic quilting design, this pattern is easier to make than you think, and doesn't require you to cut lots of small pieces! You can use yardage (fat quarters are ideal), jelly roll or strip roll or scraps.



Kintsugi Style Quilts with Anita Birtles – Level All

Tuesday 27th August 10.30am to 4.30pm £50

Make this beautiful scrap quilt inspired by the Japanese art of Kintsugi. Learn improv quilt techniques by adding random sashing to 10inch scrap blocks. To make this truly unique quilt. For a less scrappy quilt a layer cake will provide an alternative look.



Knitting and Crochet

Knitting Techniques with Daphne Morris – Level All

Thursday 25th April 11.00am to 13.00pm £18

Thursday 30th May 11.00am to 13.00pm £18

Thursday 13th June 11.00am to 13.00pm £18

Thursday 8th August 11.00am to 13.00pm £18

Come along to our knitting technique classes, all levels welcome including beginners. Bring projects you have started that you need help with, or learn how to master those techniques that have baffled you in the past. You can also learn new methods of putting stitches together.



If you are interested in **Crochet classes**, Jane Czaja hires our classroom to teach private classes (for Beginners and Intermediate levels). You can find more details and upcoming dates on her website www.janescrochet.com or email her at janeczaja@gmail.com

Open Format Classes are ideal if you have started a project with a specific tutor that you want guidance to continue or if you have a pattern that you would like help getting started with. If you have missed a class that you wanted to do with a tutor then you can book an Open Format session with that tutor and let us know which topic you want the tutor to get you started on.

Classes at the Shop

Open Format with Anita Birtles – Level All

Tuesday 30th April 10.30am to 4.30pm £50

Tuesday 7th May 10.30am to 4.30pm £50

Saturday 8th June 10.30am to 4.30pm £50

Friday 30th August 10.30am to 4.30pm £50



Open Format with Cathy Bonner – Level All

Wednesday 10th April 10.30am to 4.30pm £50

Thursday 11th April 10.30am to 4.00pm (earlier finish time) £46

Thursday 16th May 10.30am to 4.00pm (earlier finish time) £46

Wednesday 26th June 10.30am to 4.30pm £50

Wednesday 24th July 10.30am to 4.30pm £50

Tuesday 20th August 10.30am to 4.30pm £50



Open Format with Emma Randall – Level All

Tuesday 21st May 10.30am to 4.30pm £50

Wednesday 22nd May 10.30am to 4.30pm £50

Tuesday 13th August 10.30am to 4.30pm £50

Friday 16th August 10.30am to 4.30pm £50

Saturday 17th August 10.30am to 4.30pm £50



Open Format with Valerie Nesbitt – Level All

Wednesday 17th April 10.30am to 4.30pm £50

Wednesday 1st May 10.30am to 4.30pm £50

Wednesday 19th June 10.30am to 4.30pm £50

Wednesday 17th July 10.30am to 4.30pm £50



Classes at Our Lady of Lourdes (Hampton Court Way, Surrey KT7 0LP)

(More table space, free all day parking and no steps)

Open Format and Patchwork with Valerie Nesbitt – Level All

£50 per session

Saturday 13th April 10.00am to 4.00pm

Wednesday 24th April 10.00am to 4.00pm

Saturday 4th May 10.00am to 4.00pm

Saturday 1st June 10.00am to 4.00pm



Wednesday 5th June 10.00am to 4.00pm

Wednesday 3rd July 10.00am to 4.00pm

Saturday 6th July 10.00am to 4.00pm

Machine hire available at £5.00 per session, please book when you book the class.

Come along to one of Valerie's open format classes where she will be on hand to guide you through your own project or help you choose your new one. Valerie specialises in using precuts which are quick and easy to use. These quilts below are all made with either 5" squares, desert rolls, jelly rolls, 10" squares or up to 10 fat quarters. If you are interested in them, Valerie will discuss a project with you before class. Otherwise bring along your WIPs and UFOs and Valerie can help you finish them!





32 Bridge Road, East Molesey, Surrey, KT8 9HA, Tel: 020 8941 7075

Web site: creativequilting.co.uk

Email: info@creativequilting.co.uk

Class Booking Form

Name: _____

Phone number: _____

Email address: _____

Course Date	Course Description	Machine Required? Y/N <i>£5.00 per class</i>	Total Amount

Total £ _____

Please make cheques payable to Creative Quilting or call the shop to book by card.